

2A Trench Schottky Rectifier

Features:

- Low profile surface mounted application in order to optimize board space.
- Low power loss, high efficiency.
- High current capability, low forward voltage drop.
- Ultra high-speed switching.
- Lead free in compliance with EU RoHS.

Mechanical Data:

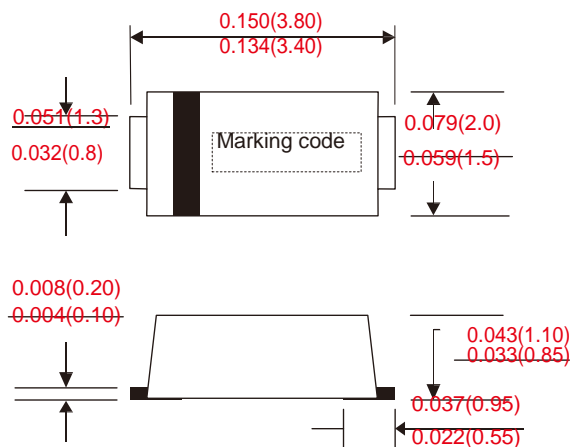
- Epoxy: UL94-V0 rated flame retardant
- Case : Molded plastic, SOD-123SL
- Terminals : Solder plated, solderable per MIL-STD-750, Method 2026
- Polarity : Indicated by cathode band
- Weight : Approximated 0.018 gram

Maximum ratings and electrical characteristics

Rating at 25°C ambient temperature unless otherwise specified.

Main Product Characteristics

$I_{F(AV)}$	2A
V_{RRM}	60V
T_J	150°C
$V_{F(TYP)}$	0.39V



SOD-123SL

Dimensions in inches and (millimeters)

Parameter	Conditions	Symbol	KTBS260WG-SL	UNIT
Working peak reverse voltage		V_{RRM}	60	V
Forward rectified current		I_O	2	A
Forward surge current	8.3ms single half sine-wave superimposed on rate load (JEDEC method)	I_{FSM}	55	A
Peak repetitive reverse surge current	2us - 1kHz	I_{RRM}	1	A
Typical Thermal resistance	Junction to ambient	$R_{\theta JA}$	300	°C/W
Storage temperature		T_{STG}	-55 ~ +150	°C
Operating Junction temperature		T_J	-55 ~ +150	°C

Parameter	Conditions	Symbol	MIN.	TYP.	MAX.	UNIT
Forward voltage drop	$I_F = 1A, T_J = 25^\circ C$	V_F		420		mV
	$I_F = 2A, T_J = 25^\circ C$			470	520	
	$I_F = 2A, T_J = 125^\circ C$			390		
Reverse current	$V_R = 30V, T_J = 25^\circ C$	I_R		1.5		uA
	$V_R = 60V, T_J = 25^\circ C$			2	50	
	$V_R = 60V, T_J = 125^\circ C$			1.5	10	
Reverse Breakdown Voltage	$I_R = 0.1mA, T_J = 25^\circ C$	V_{BR}	60			V

Fig. 1 - Forward Characteristics

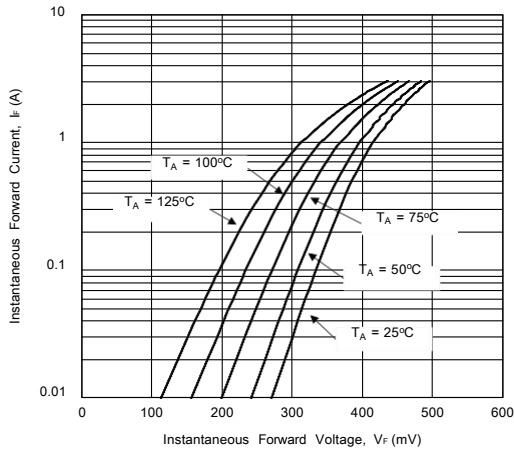


Fig. 2 - Reverse Characteristics

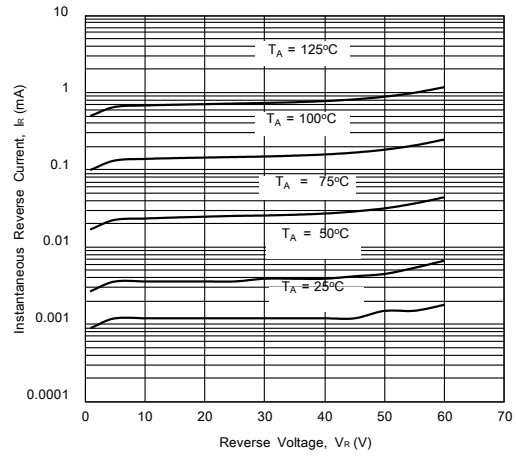


Fig. 3 - Forward Power Dissipation

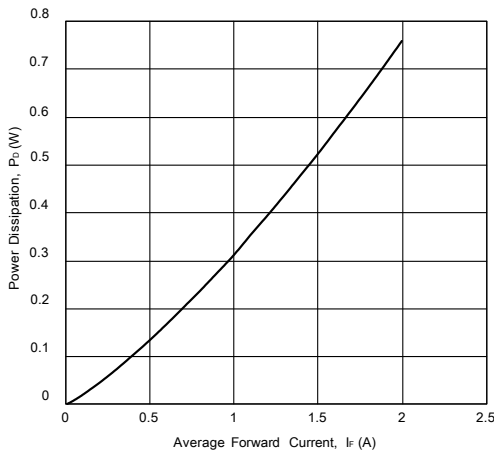


Fig. 4 - Forward Current Derating Curve

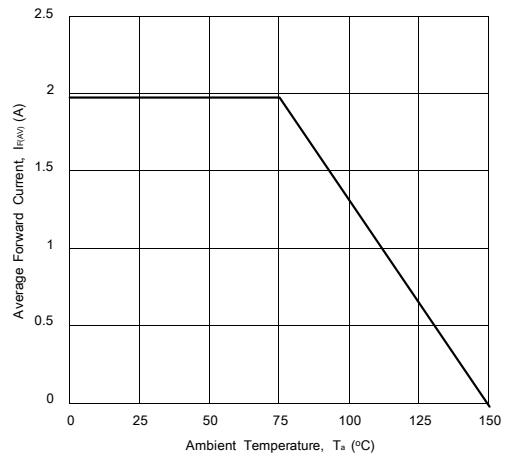
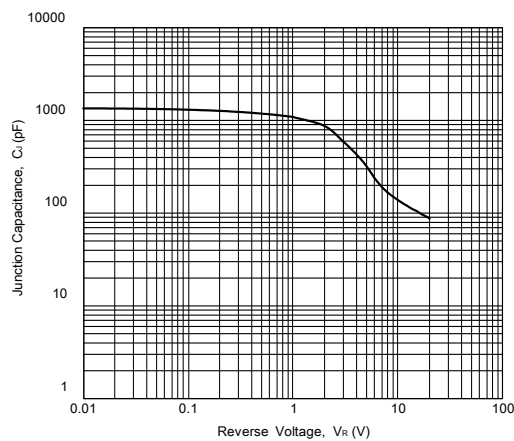



Fig. 5 - Junction Capacitance



■ Marking Information

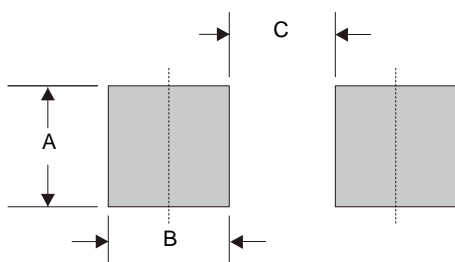


TS26 : Product type marking code

■ Ordering/Packing information

	Part number	Case	Q'TY/Reel (PCS)	Q'TY/Box (PCS)	Q'TY/Carton (PCS)
Halogen free	KTBS260WG-SL	SOD-123SL	3,000	15,000	180,000

■ SOD-123SL foot print



A	B	C
0.048 (1.22)	0.045 (1.15)	0.076 (1.95)

Dimensions in inches and (millimeters)