

TO-220-3L Plastic-Encapsulate Transistors

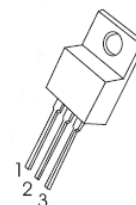
TRANSISTOR (PNP)

FEATURES

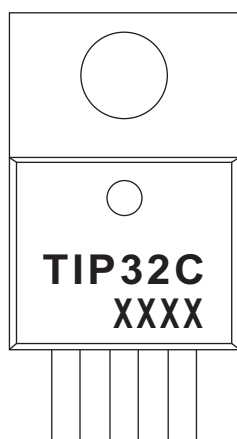
- Medium Power Linear Switching Applications

TO-220-3L

1. BASE
2. COLLECTOR
3. EMITTER

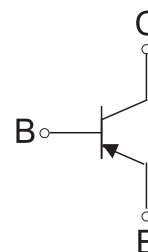


MARKING



TIP32C=Device code
 XXXX=Code

Equivalent Circuit



MAXIMUM RATINGS (T_a=25°C unless otherwise noted)

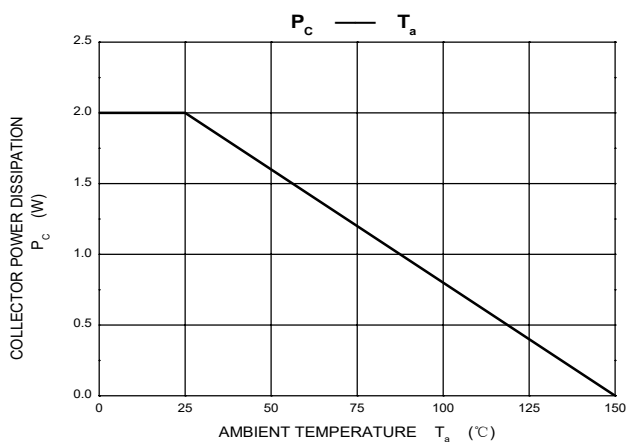
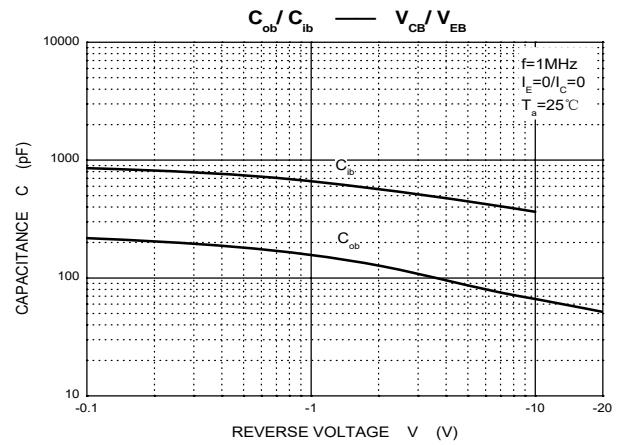
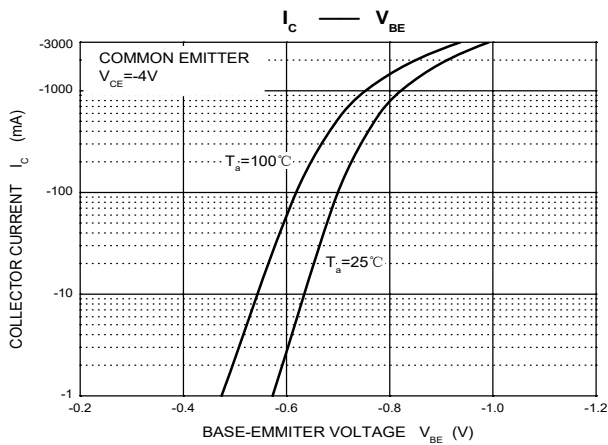
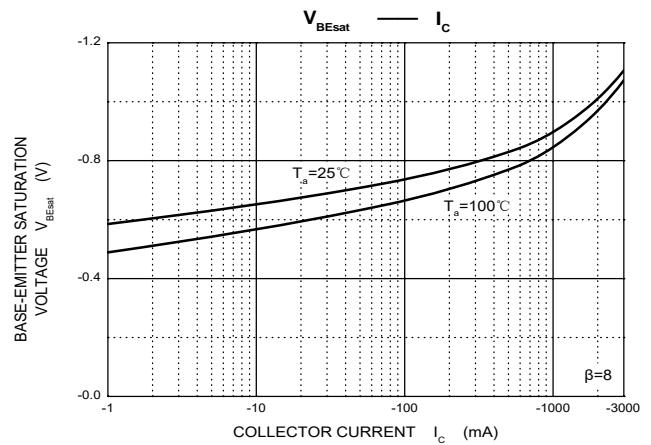
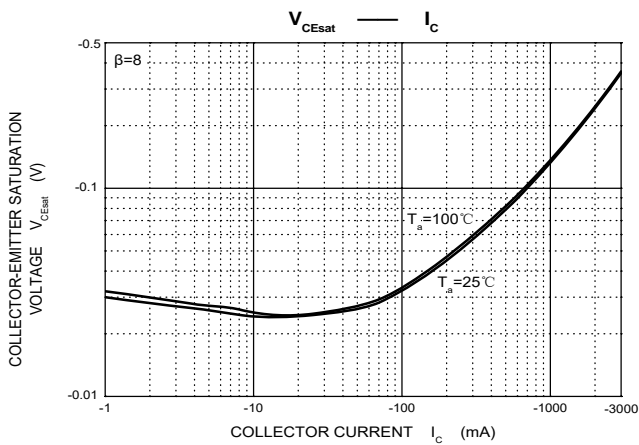
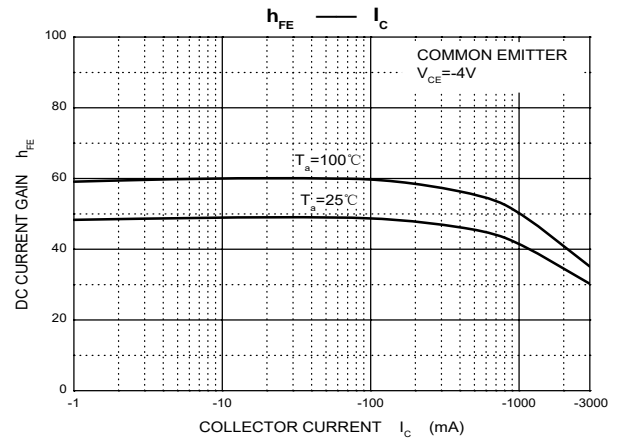
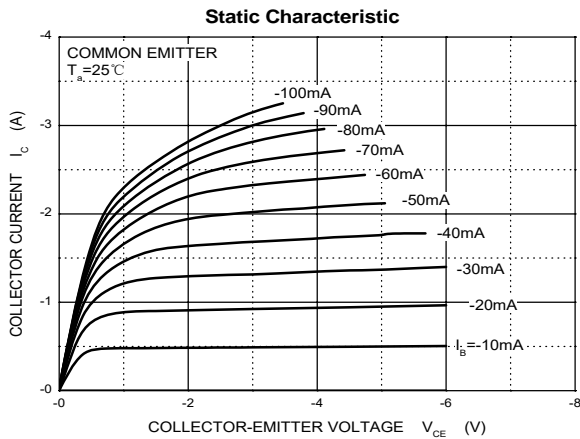
Symbol	Parameter	Value	Unit
V _{CB0}	Collector-Base Voltage	-100	V
V _{CE0}	Collector-Emitter Voltage	-100	V
V _{EB0}	Emitter-Base Voltage	-5	V
I _C	Collector Current	-3	A
P _C	Collector Power Dissipation	2	W
R _{θJA}	Thermal Resistance from Junction to Ambient	62.5	°C/W
T _j , T _{stg}	Operation Junction and Storage Temperature Range	-55~+150	°C

ELECTRICAL CHARACTERISTICS (Ta=25°C unless otherwise specified)

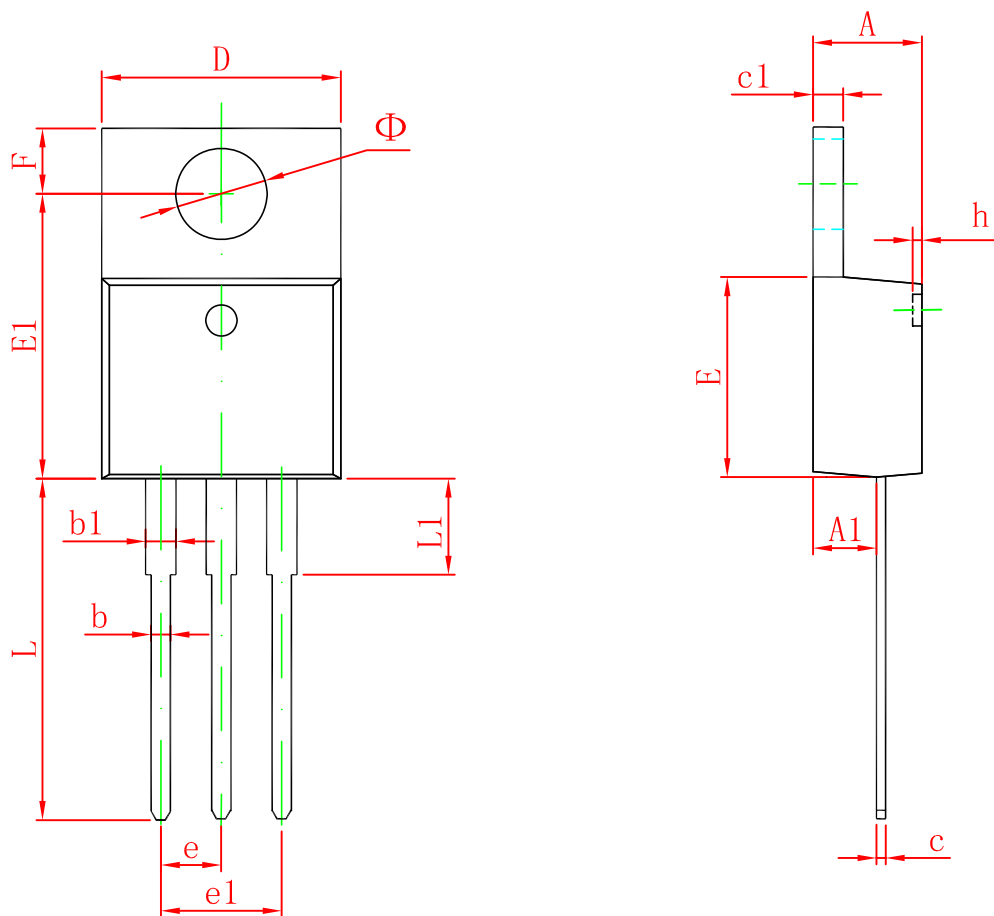
Parameter	Symbol	Test conditions	Min	Max	Unit
Collector-base breakdown voltage	$V_{(BR)CBO}$	$I_C = -1mA, I_E = 0$	-10		V
Collector-emitter breakdown voltage *	$V_{CEO(sus)}$	$I_C = -30mA, I_B = 0$	-10		V
Emitter-base breakdown voltage	$V_{(BR)EBO}$	$I_E = -1mA, I_C = 0$	-5		V
Collector cut-off current	I_{CBO}	$V_{CB} = -100V, I_E = 0$		-200	μA
Collector cut-off current	I_{CEO}	$V_{CE} = -60V, I_B = 0$		-0.3	mA
Emitter cut-off current	I_{EBO}	$V_{EB} = -5V, I_C = 0$		-1	mA
DC current gain	$h_{FE(1)}$	$V_{CE} = -4V, I_C = -1A$	25		
	$h_{FE(2)}$	$V_{CE} = -4V, I_C = -3A$	15	75	
Collector-emitter saturation voltage	$V_{CE(sat)}$	$I_C = -3A, I_B = -0.375A$		-1.2	V
Base-emitter voltage	$V_{BE(on)}$	$V_{CE} = -4V, I_C = -3A$		-1.8	V
Transition frequency	f_T	$V_{CE} = -10V, I_C = -0.5A$	3		MHz

* Pulse Test: PW \leq 300 μ s, Duty Cycle \leq 2%.

Typical Characteristics



TO-220-3L Package Outline Dimensions



Symbol	Dimensions In Millimeters		Dimensions In Inches	
	Min	Max	Min	Max
A	4.470	4.670	0.176	0.184
A1	2.520	2.820	0.099	0.111
b	0.710	0.910	0.028	0.036
b1	1.170	1.370	0.046	0.054
c	0.310	0.530	0.012	0.021
c1	1.170	1.370	0.046	0.054
D	10.010	10.310	0.394	0.406
E	8.500	8.900	0.335	0.350
E1	12.060	12.460	0.475	0.491
e	2.540 TYP		0.100 TYP	
e1	4.980	5.180	0.196	0.204
F	2.590	2.890	0.102	0.114
h	0.000	0.300	0.000	0.012
L	13.400	13.800	0.528	0.543
L1	3.560	3.960	0.140	0.156
Φ	3.735	3.935	0.147	0.155