

TO-92L Plastic-Encapsulate Transistors

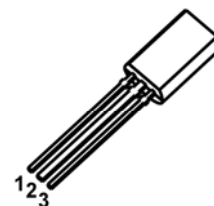
TRANSISTOR (NPN)

Features:

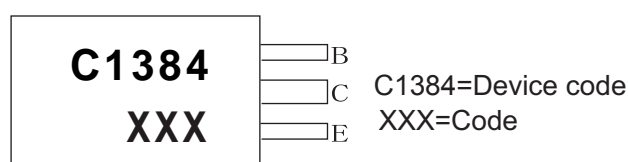
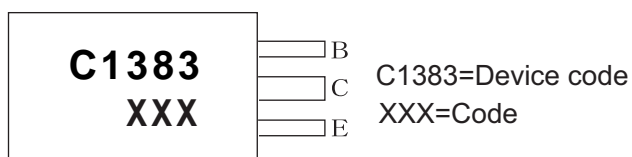
- Low Collector to Emitter Saturation Voltage $V_{CE(sat)}$.
- Complementary Pair with 2SA0683 and 2SA0684.

TO-92L

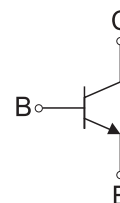
- 1.EMITTER
 2.COLLECTOR
 3.BASE



MARKING



Equivalent Circuit



ORDERING INFORMATION

Part Number	Package	Packing Method	Pack Quantity
2SC1383	TO-92L	Bulk	500pcs/Bag
2SC1383-TA	TO-92L	Tape	2000pcs/Box
2SC1384	TO-92L	Bulk	500pcs/Bag
2SC1384-TA	TO-92L	Tape	2000pcs/Box

MAXIMUM RATINGS ($T_a=25^{\circ}\text{C}$ unless otherwise noted)

Symbol	Parameter	2SC1383	2SC1384	Unit
V_{CBO}	Collector-Base Voltage	30	60	V
V_{CEO}	Collector-Emitter Voltage	25	50	V
V_{EBO}	Emitter-Base Voltage	5		V
I_C	Collector Current –Continuous	1		A
P_C	Collector Power Dissipation	1.0		W
T_J	Junction Temperature	150		$^{\circ}\text{C}$
T_{stg}	Storage Temperature	-55-150		$^{\circ}\text{C}$

ELECTRICAL CHARACTERISTICS

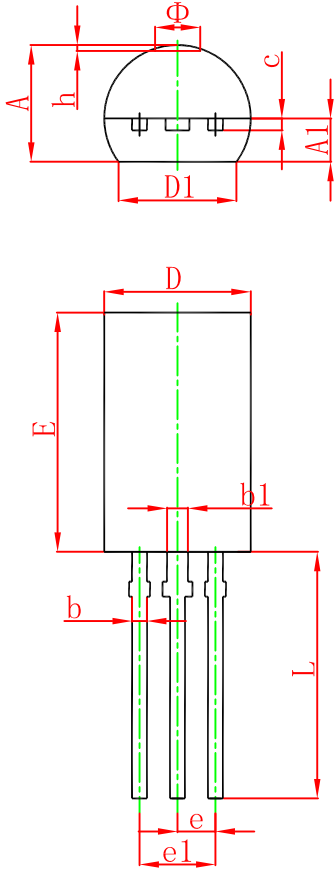
$T_a=25^\circ\text{C}$ unless otherwise specified

Parameter	Symbol	Test conditions	Min	Typ	Max	Unit
Collector-base breakdown voltage 2SC1383 2SC1384	$V_{(BR)CBO}$	$I_C=10\mu\text{A}, I_E=0$	30 60			V
Collector-emitter breakdown voltage 2SC1383 2SC1384	$V_{(BR)CEO}$	$I_C=2\text{mA}, I_B=0$	25 50			V
Emitter-base breakdown voltage	$V_{(BR)EBO}$	$I_E=10\mu\text{A}, I_C=0$	5			V
Collector cut-off current	I_{CBO}	$V_{CB}=20\text{V}, I_E=0$			0.1	μA
DC current gain	$h_{FE(1)}$	$V_{CE}=10\text{V}, I_C=500\text{mA}$	85		340	
	$h_{FE(2)}$	$V_{CE}=5\text{V}, I_C=1\text{A}$	50			
Collector-emitter saturation voltage	$V_{CE(sat)}$	$I_C=500\text{mA}, I_B=50\text{mA}$			0.4	V
Base-emitter saturation voltage	$V_{BE(sat)}$	$I_C=500\text{mA}, I_B=50\text{mA}$			1.2	V
Transition frequency	f_T	$V_{CE}=10\text{V}, I_C=50\text{mA}$		200		MHz

CLASSIFICATION OF $h_{FE(1)}$

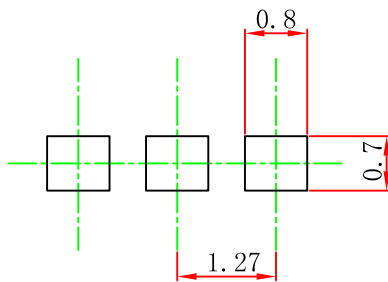
Rank	Q	Y	S
Range	85-170	160-250	170-340

TO-92L Package Outline Dimensions



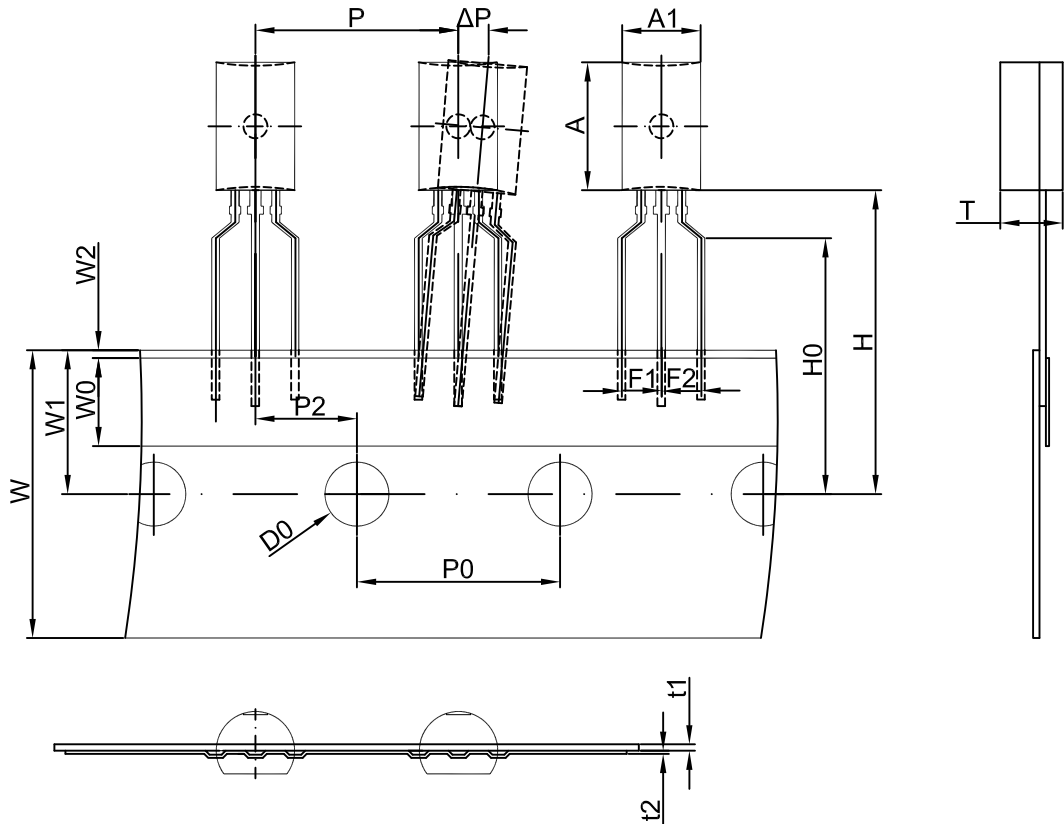
Symbol	Dimensions In Millimeters		Dimensions In Inches	
	Min.	Max.	Min.	Max.
A	3.750	4.050	0.148	0.159
A1	1.280	1.580	0.050	0.062
b	0.380	0.550	0.015	0.022
b1	0.620	0.780	0.024	0.031
c	0.350	0.450	0.014	0.018
D	4.750	5.050	0.187	0.199
D1	4.000		0.157	
E	7.850	8.150	0.309	0.321
e	1.270 TYP.		0.050 TYP.	
e1	2.440	2.640	0.096	0.104
L	13.800	14.200	0.543	0.559
Φ		1.600		0.063
h	0.000	0.300	0.000	0.012

TO-92L Suggested Pad Layout



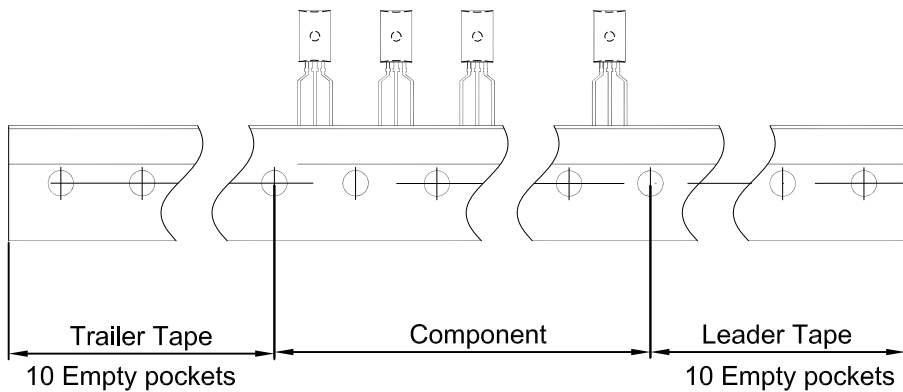
- Note:
1. Controlling dimension: in millimeters.
 2. General tolerance: ± 0.05 mm.
 3. The pad layout is for reference purposes only.

TO-92L PACKAGE TAPING DIMENSION



Dimensions are in millimeter

A1	A	T	P	P0	P2	F1	F2	W
4.9	8.0	3.9	12.7	12.7	6.35	2.5	2.5	18.0
W0	W1	W2	H	H0	D0	t1	t2	ΔP
6.0	9.0	1.0	19.0	16.0	4.0	0.4	0.2	0



Package	Box	Box Size(mm)	Carton	Carton Size(mm)
TO-92L	2000 pcs	333×203×42	20,000 pcs	493×400×264